

EE800W-DT/POE Installation Steps

Step 1:



Step 2:




Step 3:



Step 4:




Step 5:




Step 6:



Step 7:



Step 8:




Step 9:



Step 10:



Step 11:



Step 12:

Flat Mount –



Wall Mount –



Pole Mount –

